

PARENTAL POINT - Please be aware that there is wide variation of ability in class so the links are to support all children. Parents are asked to use discretion as to what suits their child best. Please also note when using twinkl worksheets SOME are differentiated by ability. They use a star system to indicate this on the bottom of each sheet, 1 is the easiest option 3 is the hardest option. Supervision may be required as answer sheets maybe included.

Literacy

Remember to read while you are at home, it is really important. Read to your family and get them to read to you as well. Maybe read to your distant family over Skype, they would love it I am sure.

Fronted Adverbials

Have a look at this clip, we have looked at fronted adverbials but this will help as a reminder.
<https://www.bbc.co.uk/bitesize/topics/zwwp8mn/articles/zp937p3>

There is a lot here to look through, choose one of the challenges. If you want to try more, go ahead.
<https://www.twinkl.co.uk/resource/t2-e-2418-year-3-and-4-fronted-adverbials-activity-booklet>

Comprehension - Pet Care for Fish

It's fish week!



Have a go at the comprehension below.

<https://www.twinkl.co.uk/resource/t2-t-16410-ks2-pet-care-of-fish-differentiated-reading-comprehension-activity>

• Other things
• you might
• want to try...

FirstNews

THE UK'S ONLY
NEWSPAPER
FOR CHILDREN

• The newspaper that we have in class is now available online for FREE.
• https://schools.firstnews.co.uk/wp-content/uploads/sites/3/2020/05/FIRSTNEWS_727.pdf

Maths

Multiplying and Dividing by 10, 100, 1000

Have a look at this clip, it will help remind you.
<https://www.bbc.co.uk/bitesize/topics/z36tyrd/articles/z2fkwxw>

Some posters to help remind you.
<https://www.twinkl.co.uk/resource/t2-m-2200-multiplying-and-dividing-by-10-100-and-1000-including-decimals-display-posters->

Activities

<https://www.twinkl.co.uk/resource/t2-m-1250-year-6-multiplying-and-dividing-decimals-by-10-100-and-1000-activity-sheet>

<https://www.twinkl.co.uk/resource/multiplying-and-dividing-decimals-by-10-100-1000-with-missing-numbers-activity-sheet-t2-m-4837>

A card matching game to try

<https://www.twinkl.co.uk/resource/t2-m-4661-multiplying-and-dividing-by-10-100-and-1000-matching-cards>

This might be a challenge, don't worry if it is too hard. See if you can do it.


<https://www.twinkl.co.uk/resource/multiplying-and-dividing-by-10-100-and-1000-activity-booklet-t-m-31798>

Spellings

This weeks spellings are below. Do not worry about what colour you are just choose one column and learn them as normal, practice them be saying and spelling them out as well as writing them.

Choose a column which challenges you, don't go for the easiest option.

Test yourself or get someone to test you on Friday.



Week 7	
Date:	
Name:	
1	pair
2	repair
3	stairs
4	chair
5	hairy
6	dare
7	care
8	share
9	square
10	school
11	good
12	door

Week 7	
Date:	
Name:	
1	hadn't
2	haven't
3	couldn't
4	wouldn't
5	shouldn't
6	weren't
7	aren't
8	can't
9	won't
10	high
11	higher
12	highest
13	January
14	February

Week 7	
Date:	
Name:	
1	creation
2	education
3	variation
4	correction
5	terrific
6	comic
7	picnic
8	artist
9	novelist
10	stockist
11	around
12	round
13	many
14	more

Week 7	
Date:	
Name:	
1	interest
2	disinterest
3	interested
4	literacy
5	literate
6	illiterate
7	literature
8	different
9	differently
10	difference
11	company
12	library
13	voluntary
14	round
15	second
16	something
17	sometimes
18	started

Cut out the picture which links to the spellings you did and put it on the poster from last week.

Write your score next to it so that you have got a record and I can see what you have done.

First 100 High Frequency Words Handwriting

was

what

do

get

if

you

there

me

just

help

Science

How do flowering plants reproduce?

Here are a few questions to try as well.

<https://www.bbc.co.uk/bitesize/topics/zxfrwmn/articles/zfn6t39>

Using this information, write a short paragraph explaining what you have looked at.
You can add pictures or drawings to help explain.

Geography

People and Places

Where would you like to go in the world? The Lake District? The Alps? Florida? The Galápagos Islands?
Have a look at this link and choose one of these four places.

<https://www.bbc.co.uk/bitesize/topics/z3fyedm>

Use the information you discover to create bright and exciting advert.
You are going to try and persuade people to visit this location, how will you do it?

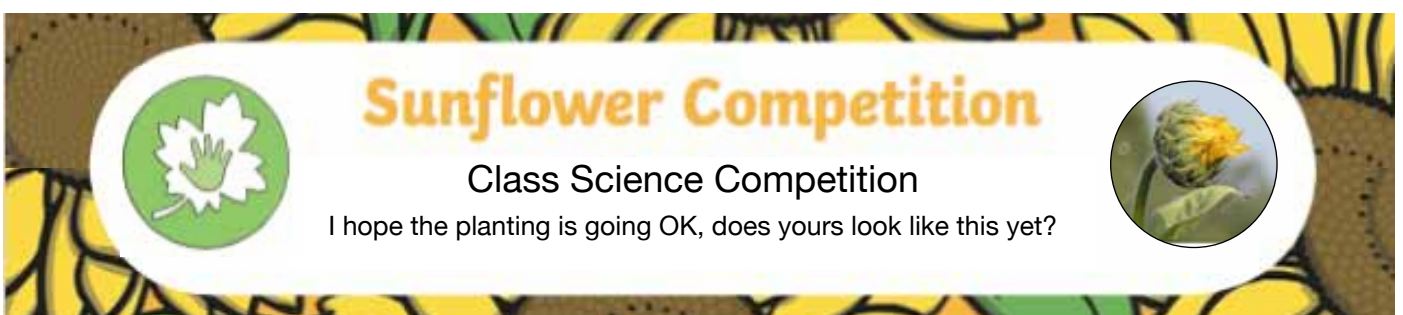
Remember, make sure the important parts really stand out.
Does it catch your eye from a distance?

Good Luck!

FISH

<https://www.twinkl.co.uk/resource/nz2-pa-22-snapper-fish-mindfulness-colouring-page>

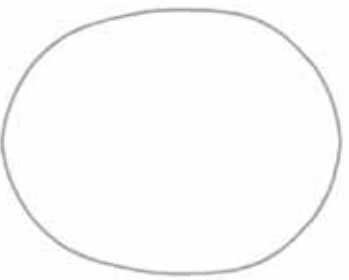
MINDFULNESS COLOURING




The Denver Drawing Challenge

Have a go at drawing a picture of yourself!

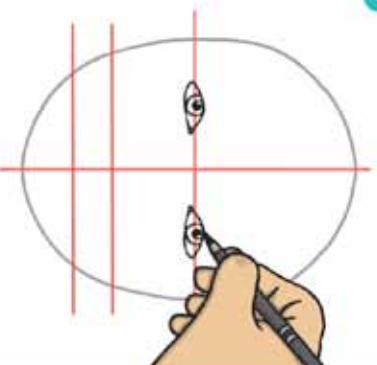
Use a mirror to capture all the details. The most important thing is to take your time. You need time to look carefully and draw what you see. Most drawing is just looking really carefully. Take a photo of what you create and send it to the office. We will put them on the website and you can try and work out which one is your friend.



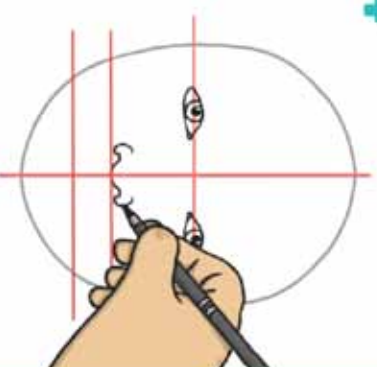
1 Draw a faint oval. You will go back over this later after you have drawn the hair.



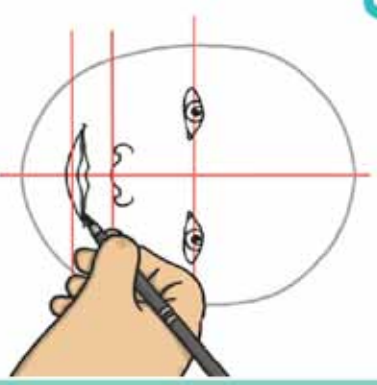
2 Mark some very faint guide lines with a pencil and ruler.



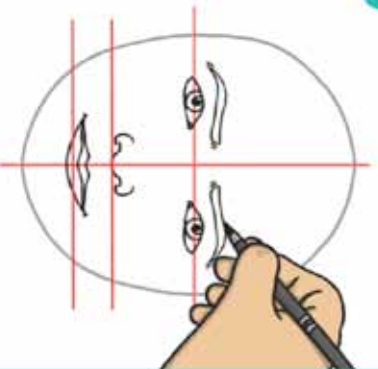
3 Draw the eyes.



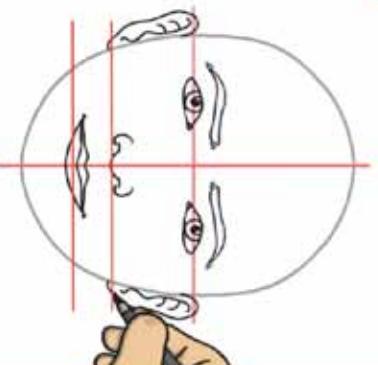
4 Draw the nose.



5 Draw the mouth.



6 Draw the eyebrows.



7 Draw the ears.



8 Draw the hair.



9 Go over the lines of the oval that aren't covered by hair. Erase the faint guide lines and the oval lines that are covered by hair.



10 Colour in the face. Don't forget to add the pupils in the eyes and any freckles or other details on the face.